














## 5 Piece Cardboard Lounge Chair

### Instructables

### Project

Make a sturdy lounge chair from cardboard.

Suggested Learning					
Time	10 : 00	Cost	10.00		
PreRequisites					
Requirements					
				 Tools	
Skills		Focus	Level	Standard	Points
 Physics					37
 Observation					16
 Mathematics					16
 Problem Solving					16
<b>Total Skill Points</b>					<b>85</b>
Knowledge Gain					
Understand geometry and materials to make a cardboard structure strong enough to be a chair.					
Resource Link					
<a href="https://www.instructables.com/5-Piece-Cardboard-Lounge-Chair/">https://www.instructables.com/5-Piece-Cardboard-Lounge-Chair/</a>					

Skills Label™

Patent 11587190

[www.skillslabel.com](http://www.skillslabel.com)

[Go to Label Webpage](#)