

## Windy Tunnel

TeachEngineering

Simulation













Use computers and an online virtual wind tunnel to see the influence of camber and airfoil angle of attack on lift.

### Suggested Learning

**Time** 00 : 45 **Cost** 0.00

### PreRequisites

### Requirements

Skills	Focus	Level	Standard	Points
 Applied Science			<a href="#">NGSS</a>	2
 Written Communication			<a href="#">CC</a>	1
 Mathematics			<a href="#">CC</a>	1
 Teamwork				1
<b>Total Skill Points</b>				<b>5</b>

### Knowledge Gain

Use computer software (available on the internet) to model the lift on an airplane wing.

### Resource Link

[https://www.teachengineering.org/activities/view/cub\\_airplanes\\_lesson02\\_activity1](https://www.teachengineering.org/activities/view/cub_airplanes_lesson02_activity1)

Skills Label™

Patent 11587190

[www.skillslabel.com](http://www.skillslabel.com)

[Go to Label Webpage](#)