
















## Doing the Math: Analysis of Forces in a Truss Bridge

TeachEngineering

Activity (Other)

In this lesson, students learn the basics of the analysis of forces engineers perform at the truss joints to calculate the strength of a truss bridge.

Suggested Learning					
Time	3 : 00	Cost	0.00		
PreRequisites					
Requirements					
Skills					
		Focus	Level	Standard	Points
	Applied Science			<a href="#">NGSS</a>	6
	Mathematics			<a href="#">CC</a>	6
	Written Communication			<a href="#">CC</a>	3
	Problem Solving				3
	Physics				3
<b>Total Skill Points</b>					<b>21</b>
Knowledge Gain					
Identify the components of a truss bridge. Identify different type of trusses.					
Resource Link					
<a href="https://www.teachengineering.org/lessons/view/ind-2472-analysis-forces-truss-bridge-lesson">https://www.teachengineering.org/lessons/view/ind-2472-analysis-forces-truss-bridge-lesson</a>					

Skills Label™

Patent 11587190

[www.skillslabel.com](http://www.skillslabel.com)

[Go to Label Webpage](#)